

OBJECTIVE

This portfolio comprises sustainable investment vehicles including unit trusts, mutual funds and exchange traded funds (ETFs), whose managers aim to outperform their respective markets. Asset classes you could find in this portfolio are equities, corporate bonds, alternatives, commodities and cash. Absolute return, multi-asset and property may all feature within the alternatives classification.

Sustainable World Defensive seeks to generate modest returns higher than cash in the bank over the short to medium term (3 to 5 years or more) with potential for consistent though constrained capital growth. The portfolio has a more defensive approach to equity exposure compared to Sustainable World Cautious - typically comprising 10% equity and 90% non-equity - though weightings may deviate within set parameters, allowing our managers to react to market conditions.

RISK RATINGS

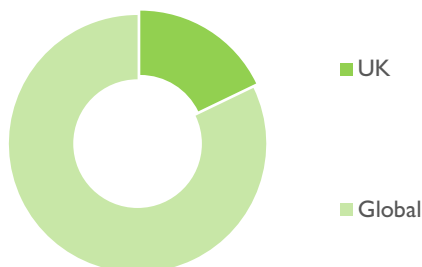


PERFORMANCE

Cumulative Returns %				
1 Year	3 Year	5 Year	Inception	
4.21	(3.72)	7.82	16.42	
Calendar Year Returns %			Annualised %	
2021	2022	2023 YTD	Return	Volatility
1.60	(9.07)	4.21	1.84	4.26

All performance figures are net of TAM's investment management fee.

REGIONAL EXPOSURE %



PORTFOLIO INFORMATION

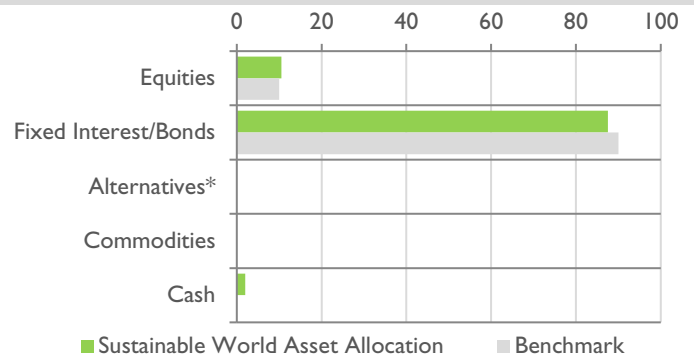
Portfolio Benchmark	10% Bloomberg Developed Market Large & Mid Cap Total Return Index GBP 90% Bloomberg Barclays Global Aggregate Bond Index GBP
Inception Date	01 July 2013
Minimum Investment	GBP/EUR 7,500
Accessibility	Direct, QROPS, QNUPS, SIPP, Life Wrap, Trust
Suggested Investment Horizon	3 to 5 Years +

Charges¹

Annual Management Charge (p.a.)	0.35%
TAM Platform Fee	0.25%
Underlying Fund Charge	0.40%

¹VAT will be added where applicable.

ASSET ALLOCATION %



*Absolute return, multi-asset and property may all feature within the alternatives classification.

TOP 5 HOLDINGS

1. Pictet Climate Government Bond Fund	17.50%
2. Wellington Global Impact Bond Fund	17.50%
3. Rathbone Greenbank Global Sustainable Bond Fund	15.00%
4. Vontobel TwentyFour Sustainable Short Bond Fund	12.50%
5. CT Global Social Bond Fund	10.00%
Top 5 holdings as % of whole portfolio	72.50%
Total number of holdings	11

OBJECTIVE

This portfolio comprises sustainable investment vehicles including unit trusts, mutual funds and exchange traded funds (ETFs), whose managers aim to outperform their respective markets. Asset classes you could find in this portfolio are equities, corporate bonds, alternatives, commodities and cash. Absolute return, multi-asset and property may all feature within the alternatives classification.

Sustainable World Cautious seeks to generate modest capital growth higher than bond based returns over the short to medium term (3 to 5 years or more) by employing a more cautious investment strategy than Sustainable World Balanced. The portfolio will have a modest approach to equity exposure - typically comprising 30% equity and 70% non-equity - though weightings may deviate within set parameters, allowing our managers to react to market conditions.

RISK RATINGS

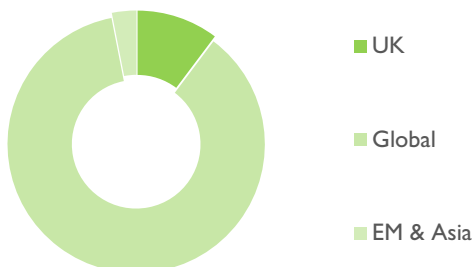


PERFORMANCE

Cumulative Returns %				
1 Year	3 Year	5 Year	Inception	
1.90	(2.47)	1.91	29.03	
Calendar Year Returns %			Annualised %	
2021	2022	2023 YTD	Return	Volatility
4.34	(11.01)	0.27	2.68	5.89

All performance figures are net of TAM's investment management fee.

REGIONAL EXPOSURE %



PORTFOLIO INFORMATION

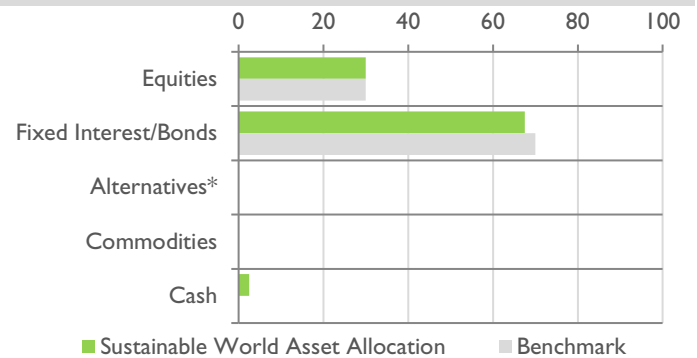
Portfolio Benchmark	30% Bloomberg Developed Market Large & Mid Cap Total Return Index GBP 70% Bloomberg Barclays Global Aggregate Bond Index GBP
Inception Date	01 July 2013
Minimum Investment	GBP/EUR 7,500
Accessibility	Direct, QROPS, QNUPS, SIPP, Life Wrap, Trust
Suggested Investment Horizon	3 to 5 Years +

Charges¹

Annual Management Charge (p.a.)	0.35%
TAM Platform Fee	0.25%
Underlying Fund Charge	0.49%

¹VAT will be added where applicable.

ASSET ALLOCATION %



*Absolute return, multi-asset and property may all feature within the alternatives classification.

TOP 5 HOLDINGS

1.	Pictet Climate Government Bond Fund	15.00%
2.	Wellington Global Impact Bond Fund	15.00%
3.	Rathbone Greenbank Global Sustainable Bond Fund	10.00%
4.	T.Rowe Price Global Impact Credit Fund	7.50%
5.	CT Global Social Bond Fund	7.50%
Top 5 holdings as % of whole portfolio		55.00%
Total number of holdings		14

OBJECTIVE

This portfolio comprises sustainable investment vehicles including unit trusts, mutual funds and exchange traded funds (ETFs), whose managers aim to outperform their respective markets. Asset classes you could find in this portfolio are equities, corporate bonds, alternatives, commodities and cash. Absolute return, multi-asset and property may all feature within the alternatives classification.

Sustainable World Balanced seeks to generate capital growth over the medium term (5 years or more), with the aim of riding out short term fluctuations in value. The portfolio will have a more balanced approach to equity exposure compared to Sustainable World Growth - typically comprising 50% equity and 50% non-equity - though weightings may deviate within set parameters, allowing managers to react to market conditions.

RISK RATINGS

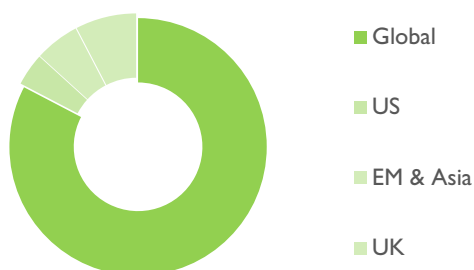


PERFORMANCE

Cumulative Returns %				
1 Year	3 Year	5 Year	Inception	
3.04	(0.98)	4.57	28.41	
Calendar Year Returns %			Annualised %	
2021	2022	2023 YTD	Return	Volatility
5.38	(12.97)	1.16	2.99	7.49

All performance figures are net of TAM's investment management fee.

REGIONAL EXPOSURE %



PORTFOLIO INFORMATION

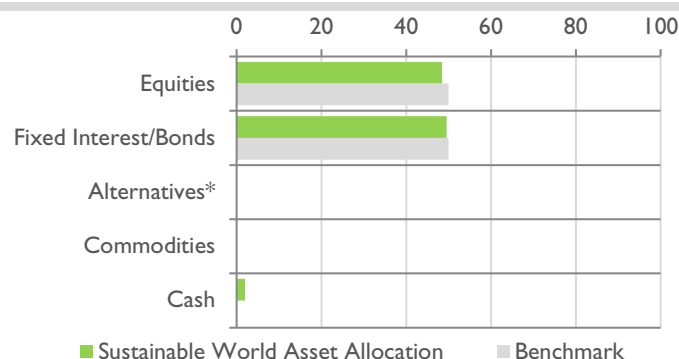
Portfolio Benchmark	50% Bloomberg Developed Market Large & Mid Cap Total Return Index GBP 50% Bloomberg Barclays Global Aggregate Bond Index GBP
Inception Date	01 July 2013
Minimum Investment	GBP/EUR 7,500
Accessibility	Direct, QROPS, QNUPS, SIPP, Life Wrap, Trust
Suggested Investment Horizon	5 Years +

Charges¹

Annual Management Charge (p.a.)	0.35%
TAM Platform Fee	0.25%
Underlying Fund Charge	0.59%

¹VAT will be added where applicable.

ASSET ALLOCATION %



*Absolute return, multi-asset and property may all feature within the alternatives classification.

TOP 5 HOLDINGS

1.	Pictet Climate Government Bonds Fund	13.00%
2.	Wellington Global Impact Bond Fund	10.00%
3.	Vontobel TF Sustainable Short Term Bond Income Fund	7.50%
4.	Rathbone Greenbank Global Sustainable Bond Fund	7.50%
5.	CT Global Social Bond Fund	6.00%
Top 5 holdings as % of whole portfolio		44.00%
Total number of holdings		16

OBJECTIVE

This portfolio comprises sustainable investment vehicles including unit trusts, mutual funds and exchange traded funds (ETFs), whose managers aim to outperform their respective markets. Asset classes you could find in this portfolio are equities, corporate bonds, alternatives, commodities and cash. Absolute return, multi-asset and property may all feature within the alternatives classification.

Sustainable World Growth seeks to generate higher capital growth over the medium to long-term (5 to 7 years or more) by employing a more dynamic investment strategy. The portfolio will have a higher exposure to equities compare to Sustainable World Balanced - typically comprising 70% equity and 30% non-equity - though weightings may deviate within set parameters, allowing managers to react to market conditions.

RISK RATINGS

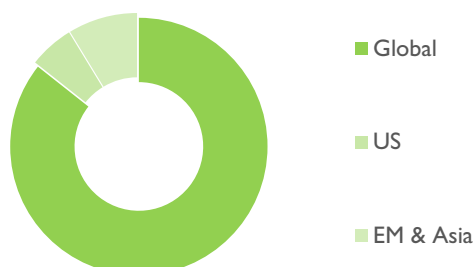


PERFORMANCE

Cumulative Returns %				
1 Year	3 Year	5 Year	Inception	
7.73	(2.02)	28.36	52.03	
Calendar Year Returns %			Annualised %	
2021	2022	2023 YTD	Return	Volatility
7.36	(15.29)	7.73	4.81	9.32

All performance figures are net of TAM's investment management fee.

REGIONAL EXPOSURE %



PORTFOLIO INFORMATION

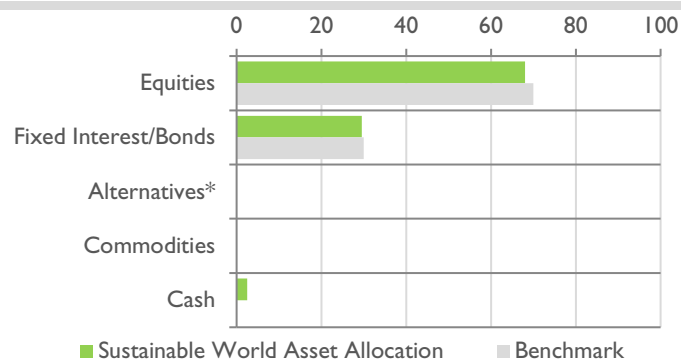
Portfolio Benchmark	70% Bloomberg Developed Market Large & Mid Cap Total Return Index GBP 30% Bloomberg Barclays Global Aggregate Bond Index GBP
Inception Date	01 July 2013
Minimum Investment	GBP/EUR 7,500
Accessibility	Direct, QROPS, QNUPS, SIPP, Life Wrap, Trust
Suggested Investment Horizon	5 to 7 Years +

Charges¹

Annual Management Charge (p.a.)	0.35%
TAM Platform Fee	0.25%
Underlying Fund Charge	0.68%

¹VAT will be added where applicable.

ASSET ALLOCATION %



*Absolute return, multi-asset and property may all feature within the alternatives classification.

TOP 5 HOLDINGS

1.	Pictet Climate Government Bonds Fund	10.00%
2.	Pictet Global Environmental Opportunities Fund	8.50%
3.	Vontobel Mtx Sustainable Emerging Fund	8.50%
4.	Schroder Global Energy Transition Fund	7.50%
5.	LOIM Natural Capital Fund	7.50%
Top 5 holdings as % of whole portfolio		42.00%
Total number of holdings		15

OBJECTIVE

This portfolio comprises sustainable investment vehicles including unit trusts, mutual funds and exchange traded funds (ETFs), whose managers aim to outperform their respective markets. Asset classes you could find in this portfolio are equities, corporate bonds, alternatives, commodities and cash. Absolute return, multi-asset and property may all feature within the alternatives classification.

Sustainable World Adventurous seeks to generate strong capital growth over the long-term (7 years or more) and can experience frequent and higher levels of volatility than Sustainable World Growth. The portfolio will have a large exposure to equities - typically comprising 90% equity and 10% non-equity - though weightings may deviate within set parameters, allowing managers to react to market conditions.

RISK RATINGS



PERFORMANCE

Cumulative Returns %				
1 Year	3 Year	5 Year	Inception	
9.84	1.95	37.80	74.79	
Calendar Year Returns %			Annualised %	
2021	2022	2023 YTD	Return	Volatility
9.60	(15.31)	9.84	6.05	10.66

All performance figures are net of TAM's investment management fee.

REGIONAL EXPOSURE %



PORTFOLIO INFORMATION

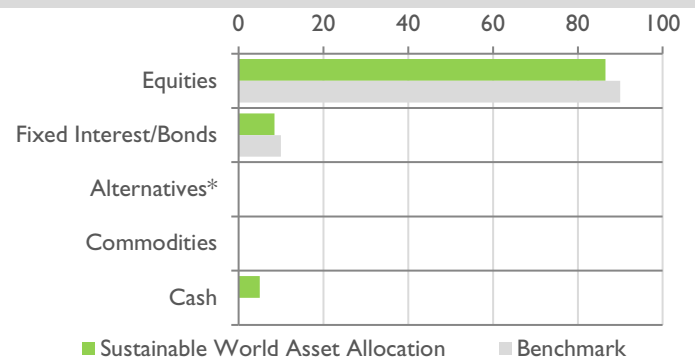
Portfolio Benchmark	90% Bloomberg Developed Market Large & Mid Cap Total Return Index GBP 10% Bloomberg Barclays Global Aggregate Bond Index GBP
Inception Date	01 July 2013
Minimum Investment	GBP/EUR 7,500
Accessibility	Direct, QROPS, QNUPS, SIPP, Life Wrap, Trust
Suggested Investment Horizon	7 Years +

Charges¹

Annual Management Charge (p.a.)	0.35%
TAM Platform Fee	0.25%
Underlying Fund Charge	0.77%

¹VAT will be added where applicable.

ASSET ALLOCATION %



*Absolute return, multi-asset and property may all feature within the alternatives classification.

TOP 5 HOLDINGS

1.	LOIM Natural Capital Fund	11.00%
2.	Regnan Sustainable Water & Waste Fund	11.00%
3.	Vontobel Mtx Sustainable Emerging Fund	10.00%
4.	Pictet Global Environmental Opportunities Fund	10.00%
5.	Schroder Global Energy Transition Fund	10.00%
Top 5 holdings as % of whole portfolio		52.00%
Total number of holdings		13