

OBJECTIVE

This portfolio comprises a wide range of diversified investment vehicles including unit trusts, mutual funds and exchange traded funds (ETFs), whose managers aim to outperform their respective markets. Asset classes you could find in this portfolio are equities, government bonds, corporate bonds, alternatives, commodities and cash. Absolute return, multi-asset and property may all feature within the alternatives classification.

Active Defensive 20 seeks to generate modest returns higher than cash in the bank over the short to medium term (3 to 5 years or more) with potential for consistent though constrained capital growth.

The portfolio has a more defensive approach to equity exposure compared to Active Cautious - typically comprising 20% equity and 80% non-equity - though weightings may deviate within set parameters, allowing our managers to react to market conditions.

PORTFOLIO INFORMATION

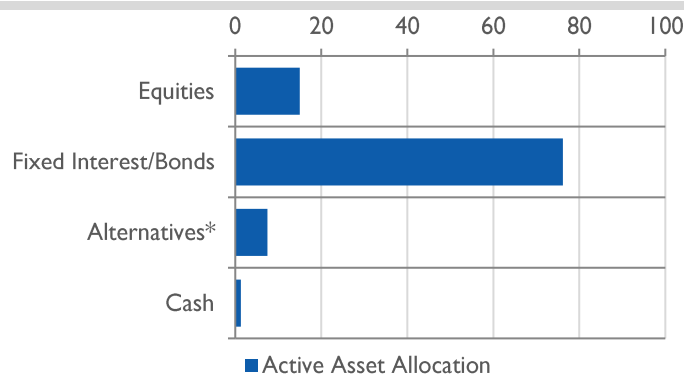
Portfolio Benchmark	20% Global Equity, 80% Global Bond
Inception Date	01 January 2012
Accessibility	Direct, Pension, Life Bond, Trust
Suggested Investment Horizon	3 to 5 Years+
Minimum Investment	EUR 7,500
Underlying Fund TER	0.30%

PERFORMANCE

Cumulative Return %				
1 Year	3 Year	5 Year	10 Year	Inception
5.92	12.98	2.78	23.26	25.92
Calendar Year Returns %			Annualised %	
2024	2025	2026 YTD	Return	Volatility
1.45	4.88	3.04	0.55	5.02

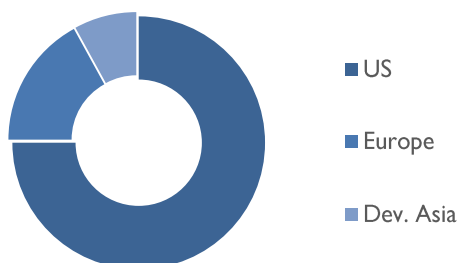
All performance figures are net of TAM's investment management fee.

ASSET ALLOCATION %



*Absolute return, commodities, multi-asset and property may all feature within the alternatives classification.

REGIONAL EXPOSURE %



TOP 5 HOLDINGS

1. Aviva Investors Euro Liquidity Fund	23.20%
2. iShares Developed World Index Fund	15.00%
3. JP Morgan Global Bond Opportunities Fund	15.00%
4. Vanguard US Government Bond Fund	14.10%
5. Capital Group Global Corporate Bond Fund	12.50%
Top 5 holdings as % of whole portfolio	79.80%
Total number of holdings	9

OBJECTIVE

This portfolio comprises a wide range of diversified investment vehicles including unit trusts, mutual funds and exchange traded funds (ETFs), whose managers aim to outperform their respective markets. Asset classes you could find in this portfolio are equities, government bonds, corporate bonds, alternatives, commodities and cash. Absolute return, multi-asset and property may all feature within the alternatives classification.

Active Cautious 40 seeks to generate modest capital growth higher than bond based returns over the short to medium term (3 to 5 years or more) by employing a more cautious investment strategy than Active Balanced.

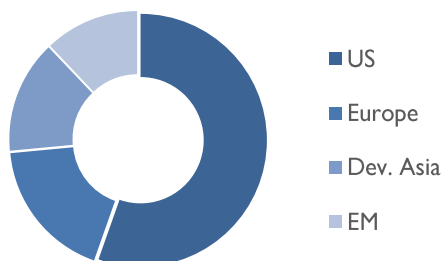
The portfolio will have a modest approach to equity exposure - typically comprising 40% equity and 60% non-equity - though weightings may deviate within set parameters, allowing our managers to react to market conditions.

PERFORMANCE

Cumulative Return %				
1 Year	3 Year	5 Year	10 Year	Inception
12.51	23.59	16.21	52.53	51.66
Calendar Year Returns %			Annualised %	
2024	2025	2026 YTD	Return	Volatility
4.63	7.06	6.76	3.05	6.27

All performance figures are net of TAM's investment management fee.

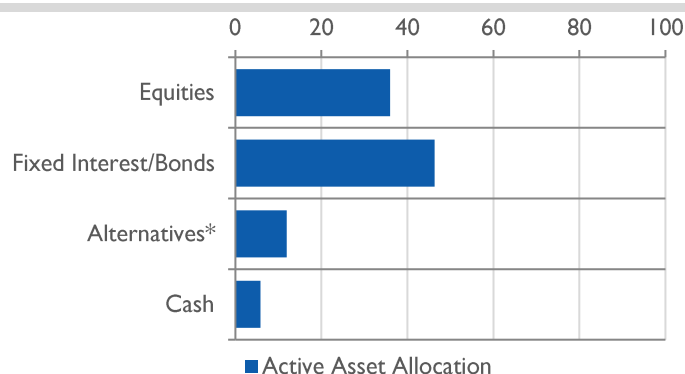
REGIONAL EXPOSURE %



PORTFOLIO INFORMATION

Portfolio Benchmark	40% Global Equity, 60% Global Bond
Inception Date	01 January 2010
Accessibility	Direct, Pension, Life Bond, Trust
Suggested Investment Horizon	3 to 5 Years+
Minimum Investment	EUR 7,500
Underlying Fund TER	0.43%

ASSET ALLOCATION %



*Absolute return, commodities, multi-asset and property may all feature within the alternatives classification.

TOP 5 HOLDINGS

1.	Vanguard US Government Bond Index Fund	13.00%
2.	Capital Group Global Corporate Bond Fund	10.00%
3.	iShares Euro Government Bond Fund	8.70%
4.	Vanguard US500 Stock Index Fund	7.50%
5.	Aviva Investors Euro Liquidity Fund	7.20%
Top 5 holdings as % of whole portfolio		46.40%
Total number of holdings		17

OBJECTIVE

This portfolio comprises a wide range of diversified investment vehicles including unit trusts, mutual funds and exchange traded funds (ETFs), whose managers aim to outperform their respective markets. Asset classes you could find in this portfolio are equities, government bonds, corporate bonds, alternatives, commodities and cash. Absolute return, multi-asset and property may all feature within the alternatives classification.

Active Balanced 60 seeks to generate capital growth over the medium term (5 years or more), with the aim of riding out short-term fluctuations in value.

The portfolio will have a more balanced approach to equity exposure compared to Active Growth - typically comprising 60% equity and 40% non-equity - though weightings may deviate within set parameters, allowing managers to react to market conditions.

PORTFOLIO INFORMATION

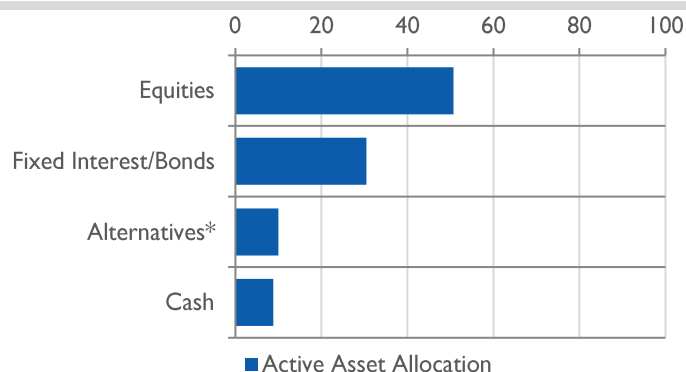
Portfolio Benchmark	60% Global Equity, 40% Global Bond
Inception Date	01 January 2014
Accessibility	Direct, Pension, Life Bond, Trust
Suggested Investment Horizon	5 Years+
Minimum Investment	EUR 7,500
Underlying Fund TER	0.45%

PERFORMANCE

Cumulative Return %				
1 Year	3 Year	5 Year	10 Year	Inception
20.25	36.73	30.50	76.61	143.25
Calendar Year Returns %			Annualised %	
2024	2025	2026 YTD	Return	Volatility
8.17	11.12	9.88	5.47	7.92

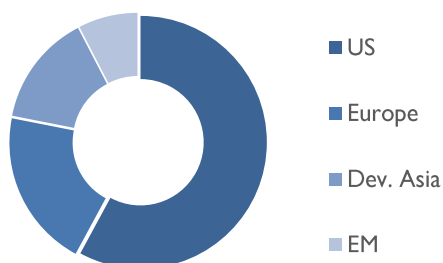
All performance figures are net of TAM's investment management fee.

ASSET ALLOCATION %



*Absolute return, commodities, multi-asset and property may all feature within the alternatives classification.

REGIONAL EXPOSURE %



TOP 5 HOLDINGS

1. Vanguard US500 Stock Index Fund	14.50%
2. Vanguard US Government Bond Fund	9.60%
3. Jupiter European Growth Fund	7.00%
4. Vanguard Global Bond Index Fund	7.00%
5. iShares Euro Government Bond Index Fund	6.40%
Top 5 holdings as % of whole portfolio	44.50%
Total number of holdings	16

OBJECTIVE

This portfolio comprises a wide range of diversified investment vehicles including unit trusts, mutual funds and exchange traded funds (ETFs), whose managers aim to outperform their respective markets. Asset classes you could find in this portfolio are equities, government bonds, corporate bonds, alternatives, commodities and cash. Absolute return, multi-asset and property may all feature within the alternatives classification.

Active Growth 80 seeks to generate higher capital growth over the medium to long-term (5 to 7 years or more), by employing a more dynamic investment strategy.

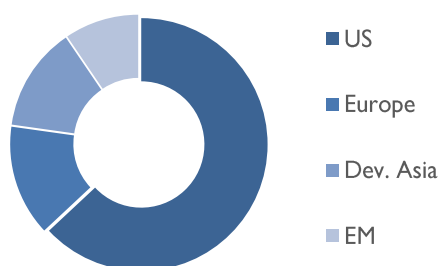
The portfolio will have a higher exposure to equities compared to Active Balanced - typically comprising 80% equity and 20% non-equity - though weightings may deviate within set parameters, allowing managers to react to market conditions.

PERFORMANCE

Cumulative Return %				
1 Year	3 Year	5 Year	10 Year	Inception
26.92	47.80	41.18	103.57	110.29
Calendar Year Returns %			Annualised %	
2024	2025	2026 YTD	Return	Volatility
12.13	11.94	13.45	7.14	9.95

All performance figures are net of TAM's investment management fee.

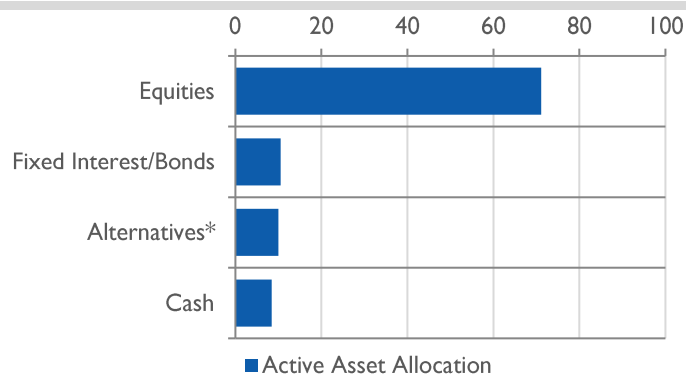
REGIONAL EXPOSURE %



PORTFOLIO INFORMATION

Portfolio Benchmark	80% Global Equity, 20% Global Bond
Inception Date	01 March 2014
Accessibility	Direct, Pension, Life Bond, Trust
Suggested Investment Horizon	5 to 7 Years+
Minimum Investment	EUR 7,500
Underlying Fund TER	0.50%

ASSET ALLOCATION %



*Absolute return, commodities, multi-asset and property may all feature within the alternatives classification.

TOP 5 HOLDINGS

1. Vanguard US500 Stock Index Fund	11.20%
2. T. Rowe Price US Research Equity Fund	10.00%
3. Man Japan CoreAlpha Equity Fund	7.10%
4. Jupiter European Growth Fund	7.00%
5. iShares Developed World Index Fund	7.00%
Top 5 holdings as % of whole portfolio	42.30%
Total number of holdings	16

OBJECTIVE

This portfolio comprises a wide range of diversified investment vehicles including unit trusts, mutual funds and exchange traded funds (ETFs), whose managers aim to outperform their respective markets. Asset classes you could find in this portfolio are equities, government bonds, corporate bonds, alternatives, commodities and cash. Absolute return, multi-asset and property may all feature within the alternatives classification.

Active High Growth 100 seeks to generate strong capital growth over the long-term (7 years or more) and can experience potentially frequent and higher levels of volatility than Active Growth.

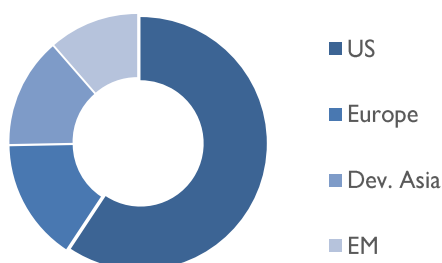
The portfolio will have a large exposure to equities - typically comprising 100% equity - though weightings may deviate within set parameters, allowing managers to react to market conditions.

PERFORMANCE

Cumulative Return %				
1 Year	3 Year	5 Year	10 Year	Inception
30.59	53.49	42.04	112.90	125.66
Calendar Year Returns %			Annualised %	
2024	2025	2026 YTD	Return	Volatility
14.95	11.60	15.62	7.27	11.59

All performance figures are net of TAM's investment management fee.

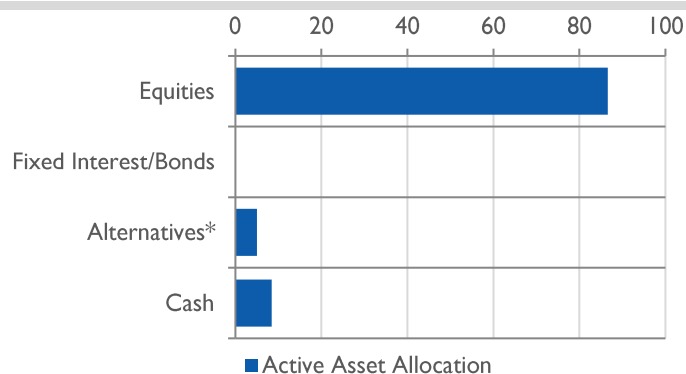
REGIONAL EXPOSURE %



PORTFOLIO INFORMATION

Portfolio Benchmark	100% Global Equity
Inception Date	01 January 2016
Accessibility	Direct, Pension, Life Bond, Trust
Suggested Investment Horizon	7 Years+
Minimum Investment	EUR 7,500
Underlying Fund TER	0.58%

ASSET ALLOCATION %



*Absolute return, commodities, multi-asset and property may all feature within the alternatives classification.

TOP 5 HOLDINGS

1. Vanguard US500 Stock Index Fund	17.20%
2. iShares Developed World Index Fund	10.50%
3. Jupiter European Growth Fund	9.00%
4. Lansdowne Partners Developed Markets Fund	9.00%
5. Man Japan CoreAlpha Equity Fund	8.90%
Top 5 holdings as % of whole portfolio	54.60%
Total number of holdings	11