

# DEFENSIVE GBP PORTFOLIO



Quarterly Factsheet – 30<sup>th</sup> September 2022

## OBJECTIVE

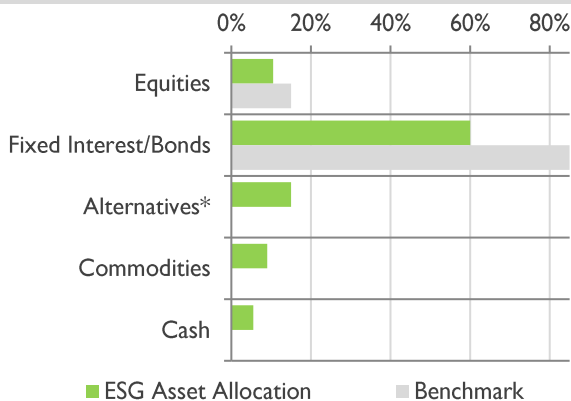
This active ESG portfolio comprises of socially responsible investment vehicles including unit trusts, mutual funds and exchange traded funds (ETFs), whose managers aim to outperform their respective markets. Asset classes you could find in this portfolio are equities, corporate bonds, alternatives, commodities and cash. Absolute return, multi-asset and property may all feature within the alternatives classification.

ESG Defensive seeks to generate modest returns higher than cash in the bank over the medium term with potential for consistent though constrained capital growth. The portfolio has a more defensive approach to equity exposure compared to ESG Cautious - typically comprising of 15% equity and 85% non-equity - though weightings may deviate within set parameters, allowing our managers to react to market conditions.

TAM RISK RATING: **LOW**



## CURRENT ASSET ALLOCATION



\*Absolute return, multi-asset and property may all feature within the alternatives classification.

## GEOGRAPHICAL EXPOSURE



## PORTFOLIO INFORMATION

Portfolio Benchmark	7.5% FTSE All-Share Index 7.5% FTSE All-World Index 42.5% FTSE Gilts All-Stocks Index 42.5% FTSE World Government Bond Index
Inception Date	1 <sup>st</sup> July 2013
Annual Management Charge (p.a.)	0.35%
TAM Platform Fee	0.25%
Minimum Investment	GBP/EUR 7,500
Accessibility	Direct, QROPS, QNUPS, SIPP, Life Wrap, Trust
Underlying Fund TER	0.49%
Suggested Investment Horizon	3 to 5 Years



## PERFORMANCE SUMMARY

Cumulative Returns				
1 Year	3 Year	5 Year	Inception	
(9.42%)	(3.56%)	0.32%	8.41%	
Calendar Year Returns			Annualised	
2020	2021	2022 YTD	Return	Volatility
4.60%	1.60%	(10.08%)	1.09%	4.26%

All performance figures are net of TAM's investment management fee.

## CURRENT TOP 5 HOLDINGS

Pictet Climate Government Bond Fund	17.50%
Rathbone Ethical Bond Fund	12.50%
Vontobel TwentyFour Sustainable Short Term Bond Fund	12.50%
Threadneedle UK Social Bond	10.00%
iShares Physical Gold ETC	9.00%
<b>Top 5 holdings as % of whole portfolio</b>	<b>61.50%</b>
<b>Total number of holdings</b>	<b>11</b>

TAM Asset Management International Ltd | Nexteracom Tower 1, Ebene, 72201, Mauritius | +230 454 6400 | www.tamint.com

# CAUTIOUS GBP PORTFOLIO



Quarterly Factsheet – 30<sup>th</sup> September 2022

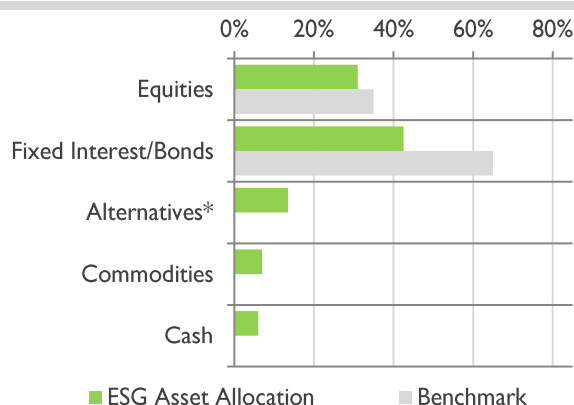
## OBJECTIVE

This active ESG portfolio comprises of socially responsible investment vehicles including unit trusts, mutual funds and exchange traded funds (ETFs), whose managers aim to outperform their respective markets. Asset classes you could find in this portfolio are equities, corporate bonds, alternatives, commodities and cash. Absolute return, multi-asset and property may all feature within the alternatives classification.

ESG Cautious seeks to generate modest capital growth higher than bond based returns over the short to medium term by employing a more cautious investment strategy than ESG Balanced. The portfolio will have a modest approach to equity exposure - typically comprising of 35% equity and 65% non-equity - though weightings may deviate within set parameters, allowing our managers to react to market conditions.



## CURRENT ASSET ALLOCATION



\*Absolute return, multi-asset and property may all feature within the alternatives classification.

## GEOGRAPHICAL EXPOSURE



## PORTFOLIO INFORMATION

Portfolio Benchmark	17.5% FTSE All-Share Index 17.5% FTSE All-World Index 32.5% FTSE Gilts All-Stocks Index 32.5% FTSE World Government Bond Index
Inception Date	1 <sup>st</sup> July 2013
Annual Management Charge (p.a.)	0.35%
TAM Platform Fee	0.25%
Minimum Investment	GBP/EUR 7,500
Accessibility	Direct, QROPS, QNUPS, SIPP, Life Wrap, Trust
Underlying Fund TER	0.53%
Suggested Investment Horizon	3 to 5 Years



## PERFORMANCE SUMMARY

Cumulative Returns			
1 Year	3 Year	5 Year	Inception
(11.68%)	(1.97%)	2.25%	26.61%

Calendar Year Returns			Annualised	
2020	2021	2022 YTD	Return	Volatility
4.69%	4.35%	(12.44%)	2.77%	6.06%

All performance figures are net of TAM's investment management fee.

## CURRENT TOP 5 HOLDINGS

Pictet Climate Government Bond Fund	15.00%
Rathbone Ethical Bond Fund	10.00%
Vontobel TwentyFour Sustainable Short Term Bond Fund	10.00%
Threadneedle UK Social Bond	7.50%
iShares Physical Gold ETC	7.00%
<b>Top 5 holdings as % of whole portfolio</b>	<b>49.50%</b>
<b>Total number of holdings</b>	<b>15</b>

TAM Asset Management International Ltd | Nexteracom Tower I, Ebene, 72201, Mauritius | +230 454 6400 | www.tamint.com

# BALANCED GBP PORTFOLIO



Quarterly Factsheet – 30<sup>th</sup> September 2022

## OBJECTIVE

This active ESG portfolio comprises of socially responsible investment vehicles including unit trusts, mutual funds and exchange traded funds (ETFs), whose managers aim to outperform their respective markets. Asset classes you could find in this portfolio are equities, corporate bonds, alternatives, commodities and cash. Absolute return, multi-asset and property may all feature within the alternatives classification.

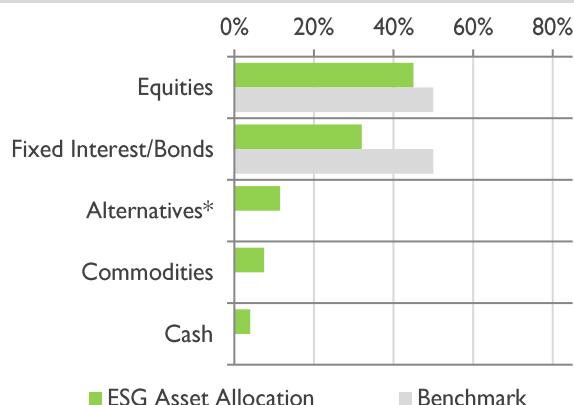
ESG Balanced seeks to generate capital growth over the medium to longer term, with the aim of riding out short term fluctuations in value. The portfolio will have a more balanced approach to equity exposure compared to ESG Growth - typically comprising of 50% equity and 50% non-equity - though weightings may deviate within set parameters, allowing managers to react to market conditions.

## PORTFOLIO INFORMATION

Portfolio Benchmark	25% FTSE All-Share Index 25% FTSE All-World Index 25% FTSE Gilts All-Stocks Index 25% FTSE World Government Bond Index
Inception Date	1 <sup>st</sup> July 2013
Annual Management Charge (p.a.)	0.35%
TAM Platform Fee	0.25%
Minimum Investment	GBP/EUR 7,500
Accessibility	Direct, QROPS, QNUPS, SIPP, Life Wrap, Trust
Underlying Fund TER	0.57%
Suggested Investment Horizon	3 to 5 Years

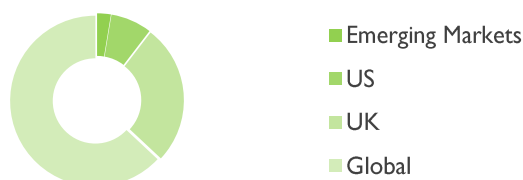


## CURRENT ASSET ALLOCATION



\*Absolute return, multi-asset and property may all feature within the alternatives classification.

## GEOGRAPHICAL EXPOSURE



## PERFORMANCE SUMMARY

Cumulative Returns			
1 Year	3 Year	5 Year	Inception
(13.94%)	(1.37%)	5.84%	24.62%

Calendar Year Returns			Annualised	
2020	2021	2022 YTD	Return	Volatility
5.95%	5.38%	(14.56%)	2.98%	7.70%

All performance figures are net of TAM's investment management fee.

## CURRENT TOP 5 HOLDINGS

Pictet Climate Government Bond	12.00%
Brown Advisory US Sustainable Growth Fund	7.50%
Rathbone Ethical Bond Fund	7.50%
Vontobel TwentyFour Sustainable Short Term Bond Fund	7.50%
Nomura Global Sustainable Equity Fund	7.00%
<b>Top 5 holdings as % of whole portfolio</b>	<b>41.50%</b>
<b>Total number of holdings</b>	<b>17</b>

TAM Asset Management International Ltd | Nexteracom Tower I, Ebene, 72201, Mauritius | +230 454 6400 | www.tamint.com

# GROWTH GBP PORTFOLIO



Quarterly Factsheet – 30<sup>th</sup> September 2022

## OBJECTIVE

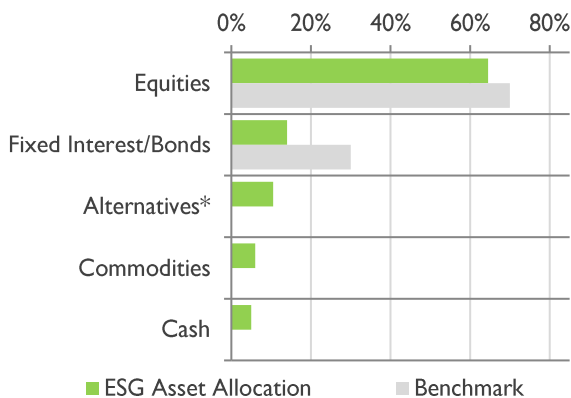
This active ESG portfolio comprises of socially responsible investment vehicles including unit trusts, mutual funds and exchange traded funds (ETFs), whose managers aim to outperform their respective markets. Asset classes you could find in this portfolio are equities, corporate bonds, alternatives, commodities and cash. Absolute return, multi-asset and property may all feature within the alternatives classification.

ESG Growth seeks to generate higher capital growth over the medium to long-term by employing a more dynamic investment strategy. The portfolio will have a higher exposure to equities compare to ESG Balanced - typically comprising of 70% equity and 30% non-equity - though weightings may deviate within set parameters, allowing managers to react to market conditions.

TAM RISK RATING: **MEDIUM TO HIGH**

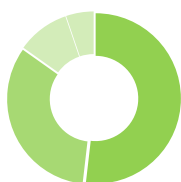


## CURRENT ASSET ALLOCATION



\*Absolute return, multi-asset and property may all feature within the alternatives classification.

## GEOGRAPHICAL EXPOSURE



- Global
- UK
- US
- Emerging Markets

## PORTFOLIO INFORMATION

Portfolio Benchmark	35% FTSE All-Share Index 35% FTSE All-World Index 15% FTSE Gilts All-Stocks Index 15% FTSE World Government Bond Index
Inception Date	1 <sup>st</sup> July 2013
Annual Management Charge (p.a.)	0.35%
TAM Platform Fee	0.25%
Minimum Investment	GBP/EUR 7,500
Accessibility	Direct, QROPS, QNUPS, SIPP, Life Wrap, Trust
Underlying Fund TER	0.61%
Suggested Investment Horizon	5 to 7 Years



## PERFORMANCE SUMMARY

Cumulative Returns			
1 Year	3 Year	5 Year	Inception
(16.65%)	2.60%	11.40%	34.69%

Calendar Year Returns			Annualised	
2020	2021	2022 YTD	Return	Volatility
9.58%	7.36%	(17.11%)	4.00%	9.36%

All performance figures are net of TAM's investment management fee.

## CURRENT TOP 5 HOLDINGS

UBS MSCI UK IMI Socially Responsible ETF	10.00%
Brown Advisory US Sustainable Growth Fund	9.50%
Pictet Climate Government Bond	9.00%
CT Responsible UK Income Fund	8.50%
Nomura Global Sustainable Equity Fund	8.00%
<b>Top 5 holdings as % of whole portfolio</b>	<b>45.50%</b>
<b>Total number of holdings</b>	<b>15</b>

TAM Asset Management International Ltd | Nexteracom Tower I, Ebene, 72201, Mauritius | +230 454 6400 | www.tamint.com

# ADVENTUROUS GBP PORTFOLIO



Quarterly Factsheet – 30<sup>th</sup> September 2022

## OBJECTIVE

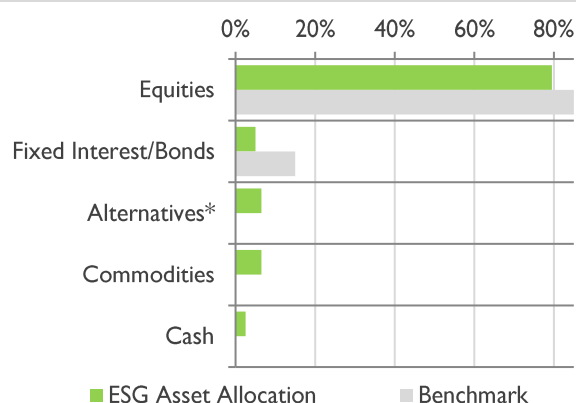
This active ESG portfolio comprises of socially responsible investment vehicles including unit trusts, mutual funds and exchange traded funds (ETFs), whose managers aim to outperform their respective markets. Asset classes you could find in this portfolio are equities, corporate bonds, alternatives, commodities and cash. Absolute return, multi-asset and property may all feature within the alternatives classification.

ESG Adventurous seeks to generate strong capital growth over the longer term and can experience frequent and higher levels of volatility than ESG Growth. The portfolio will have a large exposure to equities - typically comprising of 85% equity and 15% non-equity - though weightings may deviate within set parameters, allowing managers to react to market conditions.

TAM RISK RATING: HIGH

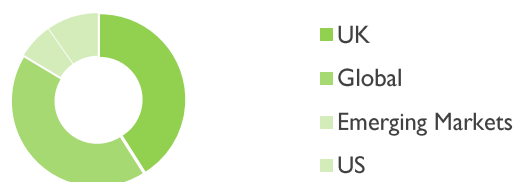


## CURRENT ASSET ALLOCATION



\*Absolute return, multi-asset and property may all feature within the alternatives classification.

## GEOGRAPHICAL EXPOSURE



## PORTFOLIO INFORMATION

Portfolio Benchmark	42.5% FTSE All-Share Index 42.5% FTSE All-World Index 7.5% FTSE Gilts All-Stocks Index 7.5% FTSE World Government Bond Index
Inception Date	1 <sup>st</sup> July 2013
Annual Management Charge (p.a.)	0.35%
TAM Platform Fee	0.25%
Minimum Investment	GBP/EUR 7,500
Accessibility	Direct, QROPS, QNUPS, SIPP, Life Wrap, Trust
Underlying Fund TER	0.65%
Suggested Investment Horizon	7 to 10 Years



## PERFORMANCE SUMMARY

Cumulative Returns				
1 Year	3 Year	5 Year	Inception	
(17.01%)	5.38%	16.41%	50.75%	
Calendar Year Returns			Annualised	
2020	2021	2022 YTD	Return	Volatility
9.86%	9.60%	(17.70%)	5.10%	10.63%

All performance figures are net of TAM's investment management fee.

## CURRENT TOP 5 HOLDINGS

UBS MSCI UK IMI Socially Responsible ETF	11.50%
CT Responsible UK Income	11.00%
Ninety One UK Sustainable Equity Fund	10.00%
Nomura Global Sustainable Equity Fund	10.00%
Brown Advisory US Sustainable Growth Fund	9.50%
<b>Top 5 holdings as % of whole portfolio</b>	<b>52.00%</b>
<b>Total number of holdings</b>	<b>13</b>

TAM Asset Management International Ltd | Nexteracom Tower 1, Ebene, 72201, Mauritius | +230 454 6400 | www.tamint.com

Copyright © 2022 TAM Asset Management International Ltd. All Rights Reserved. This document is intended for investment professionals only. It must not be distributed to, or relied upon by, private investors. Past performance is not necessarily a guide to future returns. The value of investments, and the income from it, may go down as well as up and may fall below the amount initially invested. The value of investments denominated in foreign currency may fall as a result of exchange rate movements. The investments and services referred to in this document will not be suitable for all investors. Any opinions, expectations and projections within this note are those of TAM Asset Management International Ltd, represent only one possible outcome and do not constitute investment advice. Specific data quoted is representative of the portfolio on the date of factsheet publication. TAM Asset Management International Limited is regulated by the Financial Services Commission of Mauritius and is an authorised Financial Services Provider regulated by the South African Financial Sector Conduct Authority.