

## DEFENSIVE GBP PORTFOLIO

Quarterly Factsheet – 30<sup>th</sup> September 2022

## OBJECTIVE

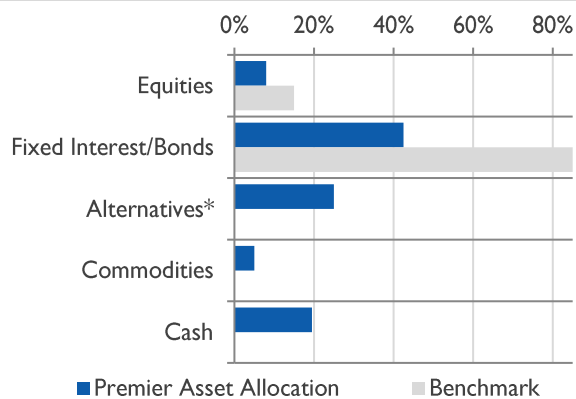
This active Premier portfolio comprises of a wide range of diversified investment vehicles including unit trusts, mutual funds and exchange traded funds (ETFs), whose managers aim to outperform their respective markets. Asset classes you could find in this portfolio are equities, government bonds, corporate bonds, alternatives, commodities and cash. Absolute return, multi-asset and property may all feature within the alternatives classification.

Premier Defensive seeks to generate modest returns higher than cash in the bank over the medium term with potential for consistent though constrained capital growth. The portfolio has a more defensive approach to equity exposure compared to Premier Cautious - typically comprising of 15% equity and 85% non-equity - though weightings may deviate within set parameters, allowing our managers to react to market conditions.

TAM RISK RATING: LOW

3

## CURRENT ASSET ALLOCATION



\*Absolute return, multi-asset and property may all feature within the alternatives classification.

## GEOGRAPHICAL EXPOSURE



## PORTFOLIO INFORMATION

Portfolio Benchmark	7.5% FTSE All-Share Index 7.5% FTSE All-World Index 42.5% FTSE UK Gilts All Stocks Index 42.5% FTSE World Government Bond Index
Inception Date	01 January 2012
Annual Management Charge (p.a.)	0.35%
TAM Platform Fee	0.25%
Minimum Investment	GBP/USD/EUR 7,500
Accessibility	Direct, Pension, Life Bond, Trust
Underlying Fund TER	0.43%
Suggested Investment Horizon	3 to 5 Years



## PERFORMANCE SUMMARY

Cumulative Return				
1 Year	3 Year	5 Year	10 Year	Inception
(8.92%)	(4.44%)	4.64%	31.34%	41.96%
Calendar Year Returns			Annualised	
2020	2021	2022 YTD	Return	Volatility
4.32%	2.56%	(10.11%)	3.42%	4.13%

All performance figures are net of TAM's investment management fee.

## CURRENT TOP 5 HOLDINGS

SPDR Bloomberg 15+ Year Gilt Fund	Fixed Interest / Bond	10.00%
JPM Global Bond Opportunities Fund	Fixed Interest / Bond	10.00%
TwentyFour AM Dynamic Bond	Fixed Interest / Bond	10.00%
TM Fulcrum Diversified Core Absolute Return Fund	Alternatives	10.00%
T. Rowe Price Dynamic Global Bond	Fixed Interest / Bond	7.50%

**Top 5 holdings as % of whole portfolio** 47.50%

**Total number of holdings** 13

TAM Asset Management International Ltd | Nexteracom Tower 1, Ebene, 72201, Mauritius | +230 454 6400 | www.tamint.com

Copyright © 2022 TAM Asset Management International Limited. All Rights Reserved. This document is intended for investment professionals only. It must not be distributed to, or relied upon by, private investors. Past performance is not necessarily a guide to future returns. The value of investments, and the income from it, may go down as well as up and may fall below the amount initially invested. The value of investments denominated in foreign currency may fall as a result of exchange rate movements. The investments and services referred to in this document will not be suitable for all investors. Any opinions, expectations and projections within this note are those of TAM Asset Management International Ltd, represent only one possible outcome and do not constitute investment advice. Specific data quoted is representative of the portfolio on the date of factsheet publication. TAM Asset Management International Limited is regulated by the Financial Services Commission of Mauritius and is an authorised Financial Services Provider regulated by the South African Financial Sector Conduct Authority.

# CAUTIOUS GBP PORTFOLIO



Quarterly Factsheet – 30<sup>th</sup> September 2022

## OBJECTIVE

This active Premier portfolio comprises of a wide range of diversified investment vehicles including unit trusts, mutual funds and exchange traded funds (ETFs), whose managers aim to outperform their respective markets. Asset classes you could find in this portfolio are equities, government bonds, corporate bonds, alternatives, commodities, and cash. Absolute return, multi-asset and property may all feature within the alternatives' classification.

Premier Cautious seeks to generate modest capital growth higher than bond based returns over the short to medium term by employing a more cautious investment strategy than Premier Balanced. The portfolio will have a modest approach to equity exposure - typically comprising of 35% equity and 65% non-equity - though weightings may deviate within set parameters, allowing our managers to react to market conditions.

## PORTFOLIO INFORMATION

Portfolio Benchmark	17.5% FTSE All-Share Index 17.5% FTSE All-World Index 32.5% FTSE UK Gilts All Stocks Index 32.5% FTSE World Government Bond Index
Inception Date	1 <sup>st</sup> January 2008 <sup>1</sup>
Annual Management Charge (p.a.)	0.35%
TAM Platform Fee	0.25%
Minimum Investment	GBP/USD/EUR 7,500
Accessibility	Direct, Pension, Life Bond, Trust
Underlying Fund TER	0.37%
Suggested Investment Horizon	3 to 5 Years

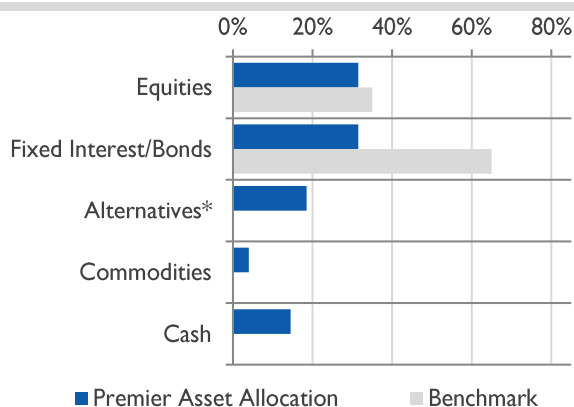
**TAM RISK RATING: LOW TO MEDIUM** 4

defaqto  
EXPERT RATED  
★★★★★  
2021

defaqto  
2020  
★★★★★

3  
RISK RATING  
CAUTIOUS

## CURRENT ASSET ALLOCATION



\*Absolute return, multi-asset and property may all feature within the alternatives classification.

## GEOGRAPHICAL EXPOSURE



## PERFORMANCE SUMMARY

Cumulative Return				
1 Year	3 Year	5 Year	10 Year	Inception
(8.23%)	2.49%	13.32%	55.66%	72.72%

Calendar Year Returns			Annualised	
2020	2021	2022 YTD	Return	Volatility
4.98%	5.84%	(9.27%)	4.38%	5.37%

All performance figures are net of TAM's investment management fee

## CURRENT TOP 5 HOLDINGS

JPM Global Bond Opportunities Fund	Fixed Interest / Bond	15.00%
TM Fulcrum Diversified Core Absolute Return Fund	Alternatives	11.00%
SPDR Bloomberg 15+ Year Bond	Fixed Interest / Bond	8.00%
iShares Core FTSE 100 ETF	Equity	7.50%
Amundi Volatility World Fund	Alternatives	7.50%
<b>Top 5 holdings as % of whole portfolio</b>		<b>49.00%</b>
<b>Total number of holdings</b>		<b>15</b>

TAM Asset Management International Ltd | Nexteracom Tower 1, Ebene, 72201, Mauritius | +230 454 6400 | www.tamint.com

Copyright © 2022 TAM Asset Management International Limited. All Rights Reserved. This document is intended for investment professionals only. It must not be distributed to, or relied upon by, private investors. Past performance is not necessarily a guide to future returns. The value of investments, and the income from it, may go down as well as up and may fall below the amount initially invested. The value of investments denominated in foreign currency may fall as a result of exchange rate movements. The investments and services referred to in this document will not be suitable for all investors. Any opinions, expectations and projections within this note are those of TAM Asset Management International Ltd, represent only one possible outcome and do not constitute investment advice. Specific data quoted is representative of the portfolio on the date of factsheet publication. TAM Asset Management International Limited is regulated by the Financial Services Commission of Mauritius and is an authorised Financial Services Provider regulated by the South African Financial Sector Conduct Authority.

# BALANCED GBP PORTFOLIO



Quarterly Factsheet – 30<sup>th</sup> September 2022

## OBJECTIVE

This active Premier portfolio comprises of a wide range of diversified investment vehicles including unit trusts, mutual funds and exchange traded funds (ETFs), whose managers aim to outperform their respective markets. Asset classes you could find in this portfolio are equities, government bonds, corporate bonds, alternatives, commodities, and cash. Absolute return, multi-asset and property may all feature within the alternatives' classification.

Premier Balanced seeks to generate capital growth over the medium to longer term, with the aim of riding out short-term fluctuations in value. The portfolio will have a more balanced approach to equity exposure compared to Premier Growth - typically comprising of 50% equity and 50% non-equity - though weightings may deviate within set parameters, allowing managers to react to market conditions.

## PORTFOLIO INFORMATION

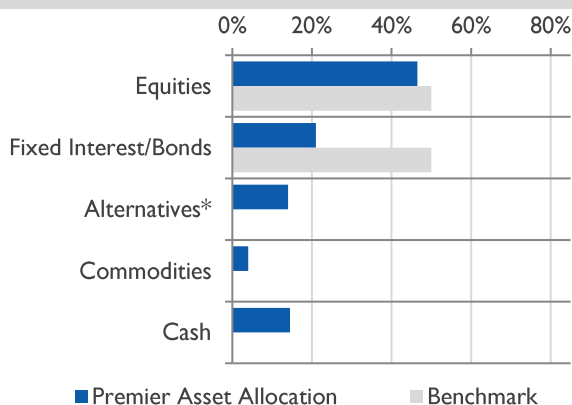
Portfolio Benchmark	25% FTSE All-Share Index 25% FTSE All-World Index 25% FTSE UK Gilts All Stocks Index 25% FTSE World Government Bond Index
Inception Date	1 <sup>st</sup> January 2008 <sup>1</sup>
Annual Management Charge (p.a.)	0.35%
TAM Platform Fee	0.25%
Minimum Investment	GBP/USD/EUR 7,500
Accessibility	Direct, Pension, Life Bond, Trust
Underlying Fund TER	0.41%
Suggested Investment Horizon	3 to 5 Years



TAM RISK RATING: MEDIUM




## CURRENT ASSET ALLOCATION



\*Absolute return, multi-asset and property may all feature within the alternatives classification.

## GEOGRAPHICAL EXPOSURE



## PERFORMANCE SUMMARY

Cumulative Return				
1 Year	3 Year	5 Year	10 Year	Inception
(9.72%)	5.48%	14.40%	64.53%	85.59%

Calendar Year Returns			Annualised	
2020	2021	2022 YTD	Return	Volatility
5.59%	8.90%	(10.72%)	4.97%	6.94%

All performance figures are net of TAM's investment management fee.

## CURRENT TOP 5 HOLDINGS

JPM Global Bond Opportunities Fund	Fixed Interest / Bond	10.00%
iShares Core FTSE 100 ETF	Equity	9.00%
Amundi Volatility World Fund	Alternatives	7.50%
TM Redwheel UK Equity Fund	Equity	6.50%
TM Fulcrum Diversified Core Absolute Return Fund	Alternatives	6.50%
<b>Top 5 holdings as % of whole portfolio</b>		<b>39.50%</b>
<b>Total number of holdings</b>		<b>17</b>

TAM Asset Management International Ltd | Nexteracom Tower 1, Ebene, 72201, Mauritius | +230 454 6400 | www.tamint.com

Copyright © 2022 TAM Asset Management International Limited. All Rights Reserved. This document is intended for investment professionals only. It must not be distributed to, or relied upon by, private investors. Past performance is not necessarily a guide to future returns. The value of investments, and the income from it, may go down as well as up and may fall below the amount initially invested. The value of investments denominated in foreign currency may fall as a result of exchange rate movements. The investments and services referred to in this document will not be suitable for all investors. Any opinions, expectations and projections within this note are those of TAM Asset Management International Ltd, represent only one possible outcome and do not constitute investment advice. Specific data quoted is representative of the portfolio on the date of factsheet publication. TAM Asset Management International Limited is regulated by the Financial Services Commission of Mauritius and is an authorised Financial Services Provider regulated by the South African Financial Sector Conduct Authority.

## GROWTH GBP PORTFOLIO

Quarterly Factsheet – 30<sup>th</sup> September 2022

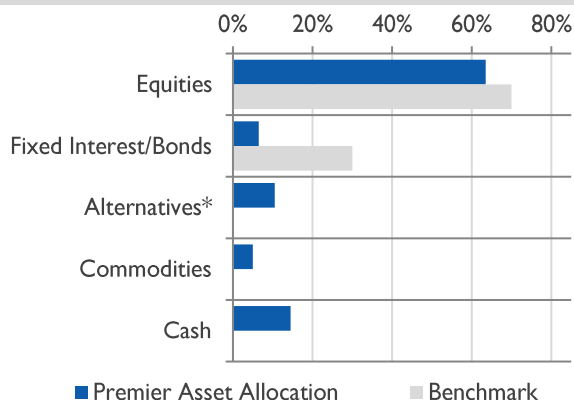
## OBJECTIVE

This active Premier portfolio comprises of a wide range of diversified investment vehicles including unit trusts, mutual funds and exchange traded funds (ETFs), whose managers aim to outperform their respective markets. Asset classes you could find in this portfolio are equities, government bonds, corporate bonds, alternatives, commodities, and cash. Absolute return, multi-asset and property may all feature within the alternatives' classification. Premier Growth seeks to generate higher capital growth over the medium to long-term by employing a more dynamic investment strategy. The portfolio will have a higher exposure to equities compared to Premier Balanced - typically comprising of 70% equity and 30% non-equity - though weightings may deviate within set parameters, allowing managers to react to market conditions.

TAM RISK RATING: MEDIUM TO HIGH

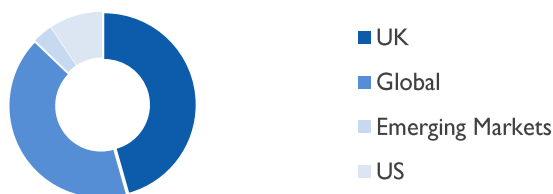
6

## CURRENT ASSET ALLOCATION



\*Absolute return, multi-asset and property may all feature within the alternatives classification.

## GEOGRAPHICAL EXPOSURE



## PORTFOLIO INFORMATION

Portfolio Benchmark	35% FTSE All-Share Index 35% FTSE All-World Index 15% FTSE UK Gilts All Stocks Index 15% FTSE World Government Bond Index
Inception Date	1 <sup>st</sup> January 2008 <sup>1</sup>
Annual Management Charge (p.a.)	0.35%
TAM Platform Fee	0.25%
Minimum Investment	GBP/USD/EUR 7,500
Accessibility	Direct, Pension, Life Bond, Trust
Underlying Fund TER	0.43%
Suggested Investment Horizon	5 to 7 Years



## PERFORMANCE SUMMARY

Cumulative Return				
1 Year	3 Year	5 Year	10 Year	Inception
(10.39%)	9.73%	18.18%	87.20%	113.57%

Calendar Year Returns			Annualised	
2020	2021	2022 YTD	Return	Volatility
7.61%	11.68%	(11.33%)	6.68%	8.24%

All performance figures are net of TAM's investment management fee.

## CURRENT TOP 5 HOLDINGS

iShares Core FTSE 100 ETF	Equity	12.50%
JPM UK Equity Fund	Equity	8.00%
Pzena Global Value Fund	Equity	8.00%
Amundi Volatility World Fund	Alternatives	7.50%
TM Redwheel UK Equity Income Fund	Equity	7.00%
<b>Top 5 holdings as % of whole portfolio</b>		<b>43.00%</b>
<b>Total number of holdings</b>		<b>16</b>

TAM Asset Management International Ltd | Nexteracom Tower 1, Ebene, 72201, Mauritius | +230 454 6400 | www.tamint.com

Copyright © 2022 TAM Asset Management International Limited. All Rights Reserved. This document is intended for investment professionals only. It must not be distributed to, or relied upon by, private investors. Past performance is not necessarily a guide to future returns. The value of investments, and the income from it, may go down as well as up and may fall below the amount initially invested. The value of investments denominated in foreign currency may fall as a result of exchange rate movements. The investments and services referred to in this document will not be suitable for all investors. Any opinions, expectations and projections within this note are those of TAM Asset Management International Ltd, represent only one possible outcome and do not constitute investment advice. Specific data quoted is representative of the portfolio on the date of factsheet publication. TAM Asset Management International Limited is regulated by the Financial Services Commission of Mauritius and is an authorised Financial Services Provider regulated by the South African Financial Sector Conduct Authority.

# ADVENTUROUS GBP PORTFOLIO



Quarterly Factsheet – 30<sup>th</sup> September 2022

## OBJECTIVE

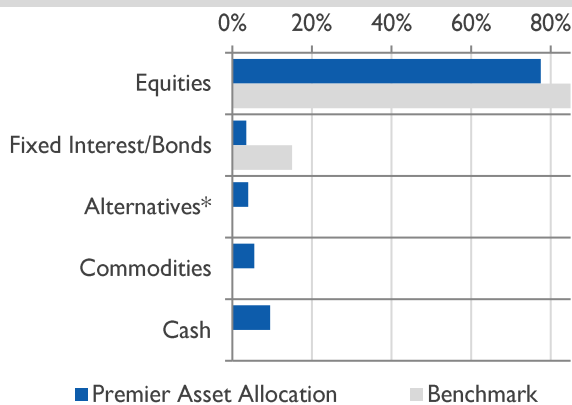
This active Premier portfolio comprises of a wide range of diversified investment vehicles including unit trusts, mutual funds and exchange traded funds (ETFs), whose managers aim to outperform their respective markets. Asset classes you could find in this portfolio are equities, government bonds, corporate bonds, alternatives, commodities, and cash. Absolute return, multi-asset and property may all feature within the alternatives' classification.

Premier Adventurous seeks to generate strong capital growth over the longer term and can experience potentially frequent and higher levels of volatility than Premier Growth. The portfolio will have a large exposure to equities - typically comprising of 85% equity and 15% non-equity - though weightings may deviate within set parameters, allowing managers to react to market conditions.

TAM RISK RATING: HIGH


7

## CURRENT ASSET ALLOCATION



\*Absolute return, multi-asset and property may all feature within the alternatives classification.

## GEOGRAPHICAL EXPOSURE



## PORTFOLIO INFORMATION

Portfolio Benchmark	42.5% FTSE All-Share Index 42.5% FTSE All-World Index 7.5% FTSE UK Gilts All Stocks Index 7.5% FTSE World Government Bond Index
Inception Date	1 <sup>st</sup> January 2008 <sup>1</sup>
Annual Management Charge (p.a.)	0.35%
TAM Platform Fee	0.25%
Minimum Investment	GBP/USD/EUR 7,500
Accessibility	Direct, Pension, Life Bond, Trust
Underlying Fund TER	0.42%
Suggested Investment Horizon	7 to 10 Years



## PERFORMANCE SUMMARY

Cumulative Return				
1 Year	3 Year	5 Year	10 Year	Inception
(12.78%)	8.04%	16.97%	87.58%	112.51%

Calendar Year Returns			Annualised	
2020	2021	2022 YTD	Return	Volatility
5.09%	12.91%	(13.21%)	6.13%	9.90%

All performance figures are net of TAM's investment management fee.

## CURRENT TOP 5 HOLDINGS

iShares Core FTSE 100 ETF	Equity	18.00%
JP Morgan UK Equity Plus Fund	Equity	10.00%
Pzena Global Value Fund	Equity	10.00%
TM Redwheel UK Equity Fund	Equity	7.50%
TM CRUX UK Special Fund	Equity	7.00%
<b>Top 5 holdings as % of whole portfolio</b>		<b>52.50%</b>
<b>Total number of holdings</b>		<b>14</b>

TAM Asset Management International Ltd | Nexteracom Tower 1, Ebene, 72201, Mauritius | +230 454 6400 | www.tamint.com

Copyright © 2022 TAM Asset Management International Limited. All Rights Reserved. This document is intended for investment professionals only. It must not be distributed to, or relied upon by, private investors. Past performance is not necessarily a guide to future returns. The value of investments, and the income from it, may go down as well as up and may fall below the amount initially invested. The value of investments denominated in foreign currency may fall as a result of exchange rate movements. The investments and services referred to in this document will not be suitable for all investors. Any opinions, expectations and projections within this note are those of TAM Asset Management International Ltd, represent only one possible outcome and do not constitute investment advice. Specific data quoted is representative of the portfolio on the date of factsheet publication. TAM Asset Management International Limited is regulated by the Financial Services Commission of Mauritius and is an authorised Financial Services Provider regulated by the South African Financial Sector Conduct Authority.

## SPECULATIVE GBP PORTFOLIO

Quarterly Factsheet – 30<sup>th</sup> September 2022

## OBJECTIVE

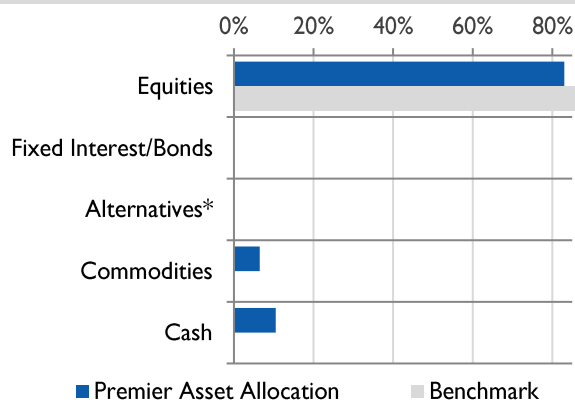
Exclusively available to our Premier clients, this Speculative portfolio comprises of a wide range of diversified investment vehicles including unit trusts, mutual funds and exchange traded funds (ETFs), whose managers aim to outperform their respective markets. Asset classes you could find in this portfolio are equities, government bonds, corporate bonds, alternatives, commodities, and cash. Absolute return, multi-asset and property may all feature within the alternatives' classification.

Premier Speculative seeks to generate aggressive capital growth over the longer term and can experience very high levels of volatility in both the short and longer term. The portfolio will have a much higher exposure to equities compared to Premier Adventurous - potentially comprising of 100% equity - though weightings may deviate within set parameters, allowing managers to react to market conditions.

TAM RISK RATING: VERY HIGH


8

## CURRENT ASSET ALLOCATION



\*Absolute return, multi-asset and property may all feature within the alternatives classification.

## GEOGRAPHICAL EXPOSURE



## PORTFOLIO INFORMATION

Portfolio Benchmark	50% FTSE All-Share Index 50% FTSE All-World Index
Inception Date	1 <sup>st</sup> January 2008 <sup>1</sup>
Annual Management Charge (p.a.)	0.35%
TAM Platform Fee	0.25%
Minimum Investment	GBP/USD/EUR 7,500
Accessibility	Direct, Pension, Life Bond, Trust
Underlying Fund TER	0.50%
Suggested Investment Horizon	7 to 10 Years



## PERFORMANCE SUMMARY

Cumulative Return				
1 Year	3 Year	5 Year	10 Year	Inception
(11.51%)	11.03%	20.03%	n/a	57.61%

Calendar Year Returns			Annualised	
2020	2021	2022 YTD	Return	Volatility
5.39%	15.00%	(13.11%)	5.53%	11.47%

All performance figures are net of TAM's investment management fee.

## CURRENT TOP 5 HOLDINGS

iShares Core FTSE 100 ETF	Equity	17.00%
TM Redwheel UK Equity Fund	Equity	12.50%
Pzena Global Value Fund	Equity	12.00%
LF Havelock Global Select Fund	Equity	10.00%
Xtrackers S&P 500 Equal Weight ETF	Equity	7.50%
<b>Top 5 holdings as % of whole portfolio</b>		<b>59.0%</b>
<b>Total number of holdings</b>		<b>11</b>

TAM Asset Management International Ltd | Nexteracom Tower 1, Ebene, 72201, Mauritius | +230 454 6400 | www.tamint.com

Copyright © 2022 TAM Asset Management International Limited. All Rights Reserved. This document is intended for investment professionals only. It must not be distributed to, or relied upon by, private investors. Past performance is not necessarily a guide to future returns. The value of investments, and the income from it, may go down as well as up and may fall below the amount initially invested. The value of investments denominated in foreign currency may fall as a result of exchange rate movements. The investments and services referred to in this document will not be suitable for all investors. Any opinions, expectations and projections within this note are those of TAM Asset Management International Ltd, represent only one possible outcome and do not constitute investment advice. Specific data quoted is representative of the portfolio on the date of factsheet publication. TAM Asset Management International Limited is regulated by the Financial Services Commission of Mauritius and is an authorised Financial Services Provider regulated by the South African Financial Sector Conduct Authority.