



tamfocus 

MODEL PORTFOLIO SERVICE



# A TAM FOCUS PORTFOLIO AT A GLANCE...



Portfolios of actively managed investments aiming to outperform the market



Low annual management charge (AMC)



Regular monthly contributions



5 risk graded choices  
Defensive to Adventurous



Minimum investment  
£7,500 / \$7,500 / €7,500



Invest directly or via a Pension, Trust, QROPS or Life Assurance wrapped product

---

WHO  
WE  
ARE

---

TAM Asset Management are an award-winning discretionary investment manager who can trace our company roots back to the 1930's.

Our team of experienced investment professionals are committed to providing exceptional portfolio management services to individual clients and institutions.

We believe that every investor should have access to actively managed, diversified investment portfolios regardless of their level of wealth and in 2012 launched a range of low-cost model investment portfolios.

wealth finance 2016  
fundmanager *Best*  
TAM Asset Management  
Best Investment Management Services 2016

finance awards  
two thousand & fifteen □  
TAM Asset Management  
Award for Innovation in Portfolio Management - UK

invest  
2016 ASSET MANAGER AWARDS  
TAM Asset Management Ltd.  
UK Asset Manager of the Year

INVESTMENT WEEK  
Sustainable Investment Awards 2015

---

OUR  
FOCUS  
SOLUTIONS

---

Our portfolio service was designed and developed to provide clients peace of mind in relation to key portfolio fundamentals:

SECURITY | LIQUIDITY | TRANSPARENCY | RISK MANAGEMENT | DIVERSIFICATION | PERFORMANCE

---

SECURITY  
AND  
LIQUIDITY

---

The security of your client's investment is paramount, which is why TAM do not seek to hold client assets directly and instead investments are typically held on the client's behalf with our custodian, Pershing Limited:

- Over 600,000 clients with assets of over US\$1 trillion.
- Part of The Bank of New York Mellon Corporation (BNY Mellon), one of the world's largest and strongest financial institutions.
- Offer some of the highest levels of protection available in the industry.

The liquidity of an investment is fundamental for its consideration for a portfolio.

The time to return your client's money is reported everyday and we do not impose any lock-in periods for clients withdrawing or moving their funds if their circumstances change, or they are not entirely satisfied.

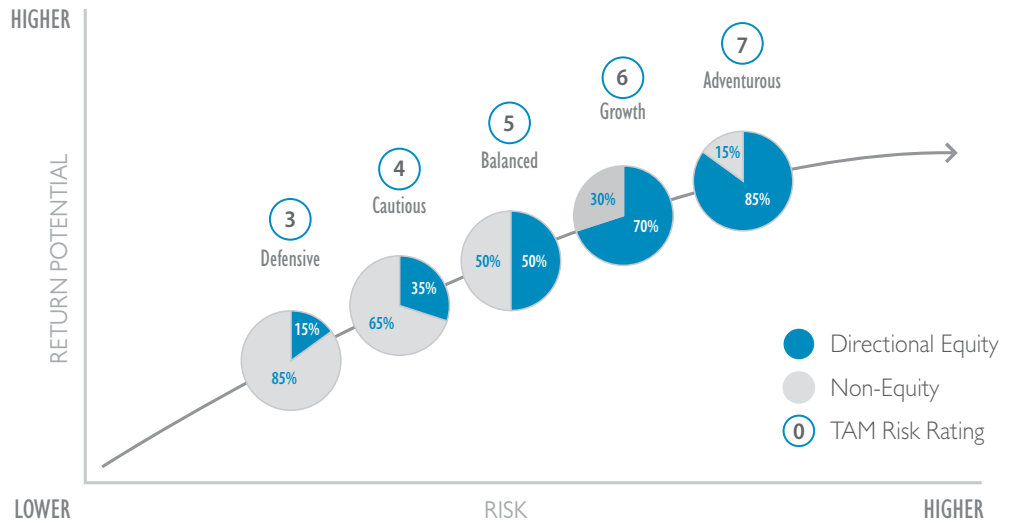
**Pershing®**



BNY MELLON

We manage portfolios across the spectrum and their composition is driven by current market conditions.

RISK  
MANAGEMENT



*Weightings may deviate from these levels at the Investment Team's discretion whilst staying within specific guidelines, so the above asset allocation is intended as a guide only.*

# DIVERSIFICATION

TAM uses diversification across asset class, geographical focus, and underlying funds to spread risk and exposure. The below shows a snapshot of the asset allocation and fund selection a Focus Balanced portfolio may invest in. Actual funds purchased will depend on investment timing.

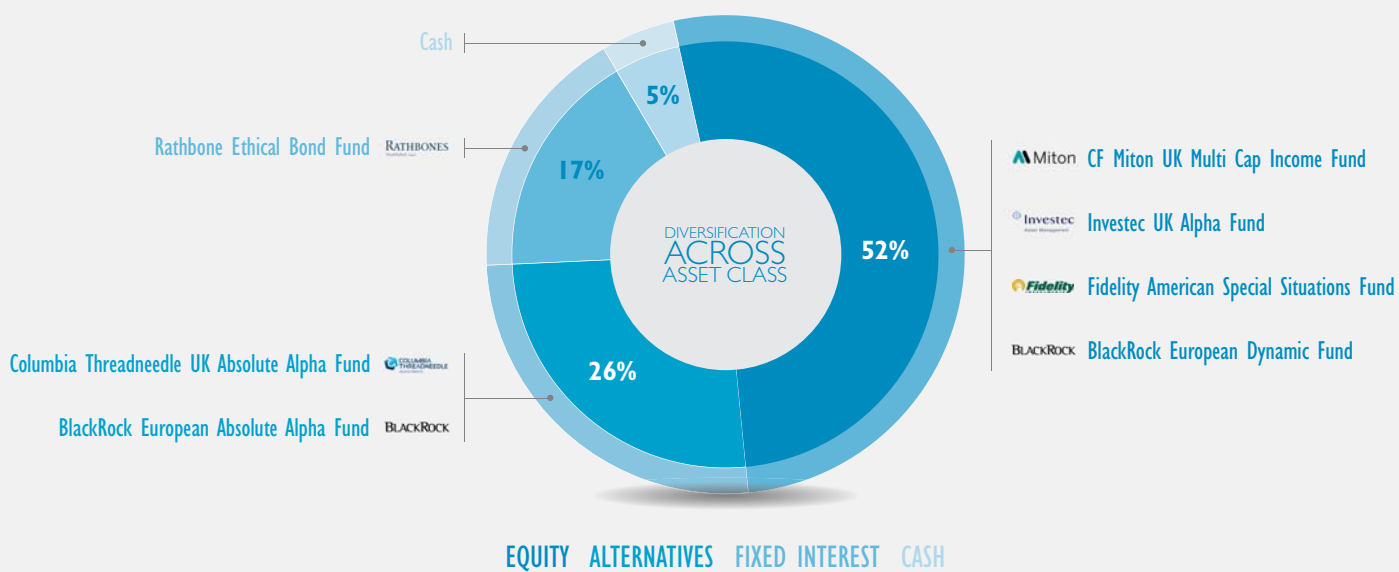
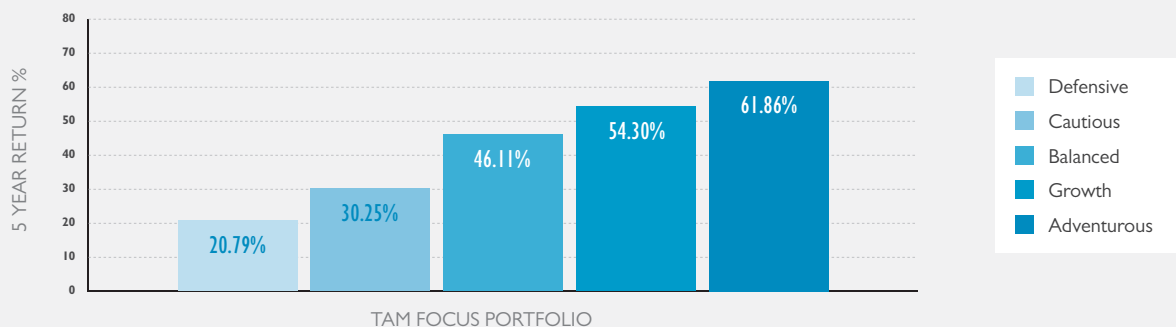


Diagram representative of a Focus Balanced portfolio. Weightings may deviate from these levels at the Investment Team's discretion whilst staying within specific guidelines, so the above asset allocation is intended as a guide only.

## PERFORMANCE

Strategic investment decisions have allowed TAM to capture the positive market performance over the past five years and in 2017 we expanded our Focus offering to include a Defensive portfolio. The below shows the existing real time portfolio performance and alongside we have simulated the past performance of the Defensive portfolio over the same preceding 5 year period.



Source: TAM Asset Management International Limited. TAM Focus portfolio return from 1<sup>st</sup> May 2012 to 30<sup>th</sup> April 2017 net of TAM fees. Launched in 2017, performance for Focus Defensive portfolios is simulated over the same preceding 5-year period as those of the existing Focus range. These portfolios will closely follow our existing Premier Defensive portfolio, taking into consideration only the core fund holdings with an increased proportional weighting. The simulated past performance is solely based on the movements of core funds and mirrors the Premier Defensive investment decisions, which provides an indication of what the portfolio would have returned had it been live. Past performance is not necessarily a guide to future returns. The value of investments, and the income from it, may go down as well as up and may fall below the amount initially invested

	DEFENSIVE	CAUTIOUS	BALANCED	GROWTH	ADVENTUROUS
Annualised Return	3.85%	5.45%	7.98%	9.66%	10.76%
Volatility	2.82%	4.01%	5.47%	6.93%	7.90%

---

WE HAVE  
BROUGHT  
TOGETHER AN  
EXPERIENCED  
TEAM OF  
INVESTMENT  
MANAGERS AND  
ANALYSTS

---

**LESTER PETCH**

CHAIRMAN &  
FOUNDER

Founded 2005  
30yr+ Experience

Phillips Securities  
Cresvale  
Target Investment Management



**PHILLIP HADLEY**

MANAGING DIRECTOR &  
CHIEF INVESTMENT OFFICER

Joined 2005  
20yr + Experience

Concerto Capital  
Spectra Capital



**JAMES PENNY**

INVESTMENT  
MANAGER

Joined 2014  
5yr+ Experience

UBS Wealth





**KOOSHAL SEETUL**

RISK  
MANAGER

Joined 2008  
8yr+ Experience

Institute of Fiscal Studies



**STEPHANIE SOTIRIOU**

SENIOR INVESTMENT  
ANALYST

Joined 2015  
3yr+ Experience

First Class Economics  
Graduate LSE



**ALVIN CUNNEN**

INVESTMENT  
ANALYST

Joined 2013  
5yr+ Experience

BSC Banking &  
Investment




**MEGASHYA MUNISAMY**

INVESTMENT  
ANALYST

Joined 2013  
5yr+ Experience

PriceWaterHouse Coopers



**ERIC WILLIAMSON**

INVESTMENT  
ANALYST

Joined 2016  
1yr+ Experience

1<sup>st</sup> Class honors degree in  
Finance, Investment & Risk



---

## TRANSPARENCY

---

Everything an adviser or client could need to know about their portfolio is delivered through TAM's innovative online platform.

Your access includes:

- Immediate, comprehensive internet-based valuations
- Full customisable reporting
- Commentary available 24 hours a day, 7 days a week
- Periodic reporting and information down to contract note level
- Available to keep online, print or save in .pdf format





### Complete a portfolio risk questionnaire

This questionnaire is straightforward and will help you and your client decide how much risk they're willing and able to take with their money.

### Request a comprehensive pre-investment report

This report will; describe how the portfolio will be managed, detail current investment strategy and related costs, and provide simple account opening forms.



---

NEXT STEPS

---



## TAM ASSET MANAGEMENT INTERNATIONAL LIMITED

NexteraCom Tower I | Ebene | 72201 | Mauritius  
+230 454 6400 | [admin@tamint.com](mailto:admin@tamint.com)

For further information please visit

[WWW.TAMINT.COM](http://WWW.TAMINT.COM)

---

### TAM ASSET MANAGEMENT LTD

City Tower, 40 Basinghall Street, London, EC2V 5DE, United Kingdom | +44 (0) 207 549 7650 | [admin@tamassetmanagement.com](mailto:admin@tamassetmanagement.com)

*DISCLAIMER: This document is intended for use by investment professionals only. The contents of which should not be distributed to, or relied on by retail clients. This document on its own should not be taken as an offer, solicitation or recommendation to use or invest in the services and products mentioned inside. Past performance is not necessarily a guide to future returns. The investments and services mentioned in this document will not be suitable for all investors and TAM Asset Management International Limited does not give any guarantee as to the performance or suitability of an investment for a retail client. Any opinions, expectations and projections within this note are those of TAM Asset Management International Limited, do not constitute investment advice or guaranteed returns.*

*TAM Asset Management International Limited is regulated by the Financial Services Commission of Mauritius | TAM Asset Management Ltd is authorised and regulated by the Financial Conduct Authority No. 208243 in the United Kingdom*